

**Key Vocabulary**

to understand	name	please
to talk	nickname	thank you (thanks)
to call	sailboat	too
to listen	yacht	yes
to work	teacher	no




**The verb “to be” – Present**

I	am (I'm)	we	are (we're)
you	are (you're)	you	are (you're)
he	is (he's)	they	are (they're)
she	is (she's)		
it	is (it's)		

**Conversation 1**

Michael: Hi, my name is Michael Parker, but please call me Mike.  
What is your name?  
Jennifer: Hello, Mike. It's nice to meet you. My name is Jenny Smith.  
Michael: Good to meet you, too.



Introduce yourself to your teacher.  
What is your first name?  
What is your last name?


First Name	Last Name
↓	↓
Jenny	Smith

**Greetings**

Good Morning (buenos dias)	Hello (hola)	Hi (informal)
Good Afternoon (buenas tardes)		
Good Evening (buenas noches)		

**Conversation 2**

John: Good morning, Kathy. How are you?  
Kathy: Hi, John. I'm fine, thanks. How are you?  
John: Very well, thank you.



Greet your friends (formal / informal)  
Greet your boss, Mr. White.  
Greet a man (you do not know his name)  
Greet a woman (you do not know her name)

<b>Titles (formal)</b>
Miss
Mr.
Mrs.
Ms.
Madam/Ma'am
Sir

## Regular verbs - Present

I understand                      we understand  
you understand                    you understand  
he/she/it understands            they understand

⇒ Conjugate the other verbs listed at the top of the page. Complete the exercises below like the example given.

Example: Mary walks to the supermarket. (walk)

- He \_\_\_\_\_ the teacher. (understand)
- I \_\_\_\_\_ at Puerto Lucia. (work)
- You \_\_\_\_\_ in Ballenita. (live)
- She \_\_\_\_\_ to her friend. (talk)
- We \_\_\_\_\_ a taxi. (call)
- Mary \_\_\_\_\_ to the teacher. (listen)

Goodbye  
So long  
Bye

See you later.  
See you tomorrow.  
Have a good day/ evening.

## Lesson 2

## Numbers/ Alphabet

### Key Vocabulary

to do  
to work  
to ask  
to answer  
to put

to want  
to study  
to go  
to come

Excuse me or Pardon me.  
on  
in  
to  
from

### Numbers

zero	one	two	three	four	five	six	seven	eight	nine	ten
0	1	2	3	4	5	6	7	8	9	10

⇒ Say the numbers one through ten.

### Conversation:

Jim: Hi, Lisa. How are you?  
Lisa: Great, thanks. And you?  
Jim: What is your phone number?  
Lisa: My number is 628- 9475.  
Jim: Can you repeat the number, please?  
Lisa: Sure. It's 628-9475.  
⇒ Ask the phone number of your classmate?

1 2 3  
4 5 6  
7 8 9

### The Alphabet

A B C D E F G H I J K L M N O P Q R S T U V W X Y Z

⇒ Spell your first name. Spell your last name.

Vowels: a, e, i, o, u + y  
No: ñ

### The verb "to do" - Present

I	do	we	do
you	do	you	do
he	does	they	do
she	does		
it	does		

### Negatives (no / not)

Do you work at the supermarket?  
No, I don't (do not) work at the supermarket.

⇒ Answer the following questions using the negative.

- Do you walk to the marina?
- Do you study English?
- Do I talk to my friend?
- Does she understand the teacher?
- Do we answer the phone?

#### Contraction

Do not = don't  
Does not = doesn't

- Go/ goes                      work/works                      ask/asks                      answer/answers
- Want/wants                      study/studies\*                      come/comes                      put/puts

\*When a word ends in “y”, preceded by a consonant, change the “y” to “i” and add “es”.

**Complete the following according to the example:**

Gustavo (go) to the store.                      He goes to the store.

Andres (work) at the marina.

The dog (walk) on the grass.

Walter (study) English.

Freddy (ask) a question.

Nelly (answer) the telephone.

Ben (come) from the city.

Ed (put) a pencil in the desk.

Patty (put) a pencil on the desk.

Use an indefinite article “a” or “an” before most nouns. If the noun begins with a vowel, use “an” (“un” or “una” in Spanish) or  
Use the definite article “the” before nouns. (“el” or “la” in Spanish).

**Use a or an before the following words:**

- |            |            |                 |
|------------|------------|-----------------|
| ___ apple  | ___ ball   | ___ egg         |
| ___ yacht  | ___ orange | ___ marina      |
| ___ pencil | ___ dog    | ___ opportunity |


● Learning Tool

Learn words in categories. They are easier to remember.

List 10 animals

- 1.
- 2.
- 3.
- 4.
- 5.
- 6.
- 7.
- 8.
- 9.
- 10.

Do you know more animals?



## Advanced Level

1. Write a short paragraph (párrafo) about yourself. Include your profession, where you work, what you look like and how old you are.

2. Using at least 10 different verbs, write sentences in the past tense about a trip you took. (Use as many adjectives and adverbs as you can).

## Descriptive words with “to be”:

I’m, you’re, he’s, she’s, we’re, they’re

### Professions:

+ a or an

Doctor  
Teacher  
Student  
Dockhand  
Waiter  
Cook  
Businessman  
Policeman (cop)  
Writer  
Architect

### Moods:

Happy  
Sad  
Embarrassed  
Shy  
Lonely

### Physical states:

Cold  
Hot  
Sick  
Healthy  
Hungry  
Thirsty  
Tired  
Young  
Old

### Age:

29

What is your profession?

What is your mood?

How are you feeling?

How old are you?

\*\*\*\*\*

## It’s...

### Weather:

Hot  
Cold  
Rainy  
Sunny  
Cloudy

### Time:

5:00 o’clock  
morning  
May 15  
summertime

### Distance:

a long way  
a short distance  
15 kilometers from here

What is the weather like?

What time is it?

What day is it?

How far is it?